

Title more title

Project report in <subject code> <subject name> at Gjøvik University College during
<semester> <year>

Name1 <class> <track>

Name2 <class> <track>

Name3 <class> <track>

Name4 <class> <track>

Name5 <class> <track>

ABSTRACT

By <person> (Group Coordinator)

An abstract is a brief of a research article, thesis, review, conference proceeding or any in-depth analysis of a particular subject or discipline, and is often used to help the reader quickly ascertain the paper's purpose. When used, an abstract always appears at the beginning of a manuscript or typescript, acting as the point-of-entry for any given academic paper or patent application. Abstracting and indexing services for various academic disciplines are aimed at compiling a body of literature for that particular subject.

1. INTRODUCTION

By <person> (Group Coordinator)

Sed gravida lectus ut purus. Morbi laoreet magna. Pellentesque eu wisi. Proin turpis. Integer sollicitudin augue nec dui. Fusce lectus. Vivamus faucibus nulla nec lacus. Integer diam. Pellentesque sodales, enim feugiat cursus volutpat, sem mauris dignissim mauris, quis consequat sem est fermentum ligula. Nullam justo lectus, condimentum sit amet, posuere a, fringilla mollis, felis. Morbi nulla nibh, pellentesque at, nonummy eu, sollicitudin nec, ipsum. Cras neque. Nunc augue. Nullam vitae quam id quam pulvinar blandit. Nunc sit amet orci. Aliquam erat elit, pharetra nec, aliquet a, gravida in, mi. Quisque urna enim, viverra quis, suscipit quis, tincidunt ut, sapien. Cras placerat consequat sem. Curabitur ac diam. Curabitur diam tortor, mollis et, viverra ac, tempus vel, metus.

Sed gravida lectus ut purus. Morbi laoreet magna. Pellentesque eu wisi. Proin turpis. Integer sollicitudin augue nec dui. Fusce lectus. Vivamus faucibus nulla nec lacus. Integer diam. Pellentesque sodales, enim feugiat cursus volutpat, sem mauris dignissim mauris, quis consequat sem est fermentum ligula. Nullam justo lectus, condimentum sit amet, posuere a, fringilla mollis, felis. Morbi nulla nibh, pellentesque at, nonummy eu, sollicitudin nec, ipsum. Cras neque. Nunc augue. Nullam vitae quam id quam pulvinar blandit. Nunc sit amet orci. Aliquam erat elit, pharetra nec, aliquet a, gravida in, mi. Quisque urna enim, viverra quis, suscipit quis, tincidunt ut, sapien. Cras placerat consequat sem. Curabitur ac diam. Curabitur diam tortor, mollis et, viverra ac, tempus vel, metus.

1. part1 see section 2, page 2
2. part2 see section 3, page 4
3. part3 see section 4, page 6
4. part4 see section 5, page 7

2. TITLE

By *<person>*

2.1 Abstract

Sed gravida lectus ut purus. Morbi laoreet magna. Pellentesque eu wisi. Proin turpis. Integer sollicitudin augue nec dui. Fusce lectus. Vivamus faucibus nulla nec lacus. Integer diam. Pellentesque sodales, enim feugiat cursus volutpat, sem mauris dignissim mauris, quis consequat sem est fermentum ligula. Nullam justo lectus, condimentum sit amet, posuere a, fringilla mollis, felis. Morbi nulla nibh, pellentesque at, nonummy eu, sollicitudin nec, ipsum. Cras neque. Nunc augue. Nullam vitae quam id quam pulvinar blandit. Nunc sit amet orci. Aliquam erat elit, pharetra nec, aliquet a, gravida in, mi. Quisque urna enim, viverra quis, suscipit quis, tincidunt ut, sapien. Cras placerat consequat sem. Curabitur ac diam. Curabitur diam tortor, mollis et, viverra ac, tempus vel, metus.

2.2 Introduction

Sed gravida lectus ut purus. Morbi laoreet magna. Pellentesque eu wisi. Proin turpis. Integer sollicitudin augue nec dui. Fusce lectus. Vivamus faucibus nulla nec lacus. Integer diam. Pellentesque sodales, enim feugiat cursus volutpat, sem mauris dignissim mauris, quis consequat sem est fermentum ligula. Nullam justo lectus, condimentum sit amet, posuere a, fringilla mollis, felis. Morbi nulla nibh, pellentesque at, nonummy eu, sollicitudin nec, ipsum. Cras neque. Nunc augue. Nullam vitae quam id quam pulvinar blandit. Nunc sit amet orci. Aliquam erat elit, pharetra nec, aliquet a, gravida in, mi. Quisque urna enim, viverra quis, suscipit quis, tincidunt ut, sapien. Cras placerat consequat sem. Curabitur ac diam. Curabitur diam tortor, mollis et, viverra ac, tempus vel, metus.

2.3 Small image



Figure 1: Illustration text and the source of the image

2.4 Topic1

Sed gravida lectus ut purus. Morbi laoreet magna. Pellentesque eu wisi. Proin turpis. Integer sollicitudin augue nec dui. Fusce lectus. Vivamus faucibus nulla nec lacus. Integer diam. Pellentesque sodales, enim feugiat cursus volutpat, sem mauris dignissim mauris, quis consequat sem est fermentum ligula. Nullam justo lectus, condimentum sit

amet, posuere a, fringilla mollis, felis. Morbi nulla nibh, pellentesque at, nonummy eu, sollicitudin nec, ipsum. Cras neque. Nunc augue. Nullam vitae quam id quam pulvinar blandit. Nunc sit amet orci. Aliquam erat elit, pharetra nec, aliquet a, gravida in, mi. Quisque urna enim, viverra quis, suscipit quis, tincidunt ut, sapien. Cras placerat consequat sem. Curabitur ac diam. Curabitur diam tortor, mollis et, viverra ac, tempus vel, metus.

2.5 Escaping

Some characters in latex are special and must be escaped. The characters that must be escaped are `&` `%` `$` `#` `_` `{` `}` and the escape character is `\`. Two more characters can be typed like this: `~` and `^`.

Two back slashes gives a new line

See <http://tex.stackexchange.com/questions/34580/escape-char>

2.6 Large image, one column

See http://en.wikibooks.org/wiki/LaTeX/Floats,_Figures_and_Captions for details

2.7 Quotes

"Exact text from another source must be quoted like this"[1, page X]

2.8 Citation

In text we can also cite others work like this [1]

2.9 Footnote

If you have some information you want to notify about but don't want to include, use a footnote like this¹

2.10 Styling

Text size and font are usually fixed, but you can add **bold** and *italic*. See also http://en.wikibooks.org/wiki/LaTeX/Text_Formatting

2.11 Lists

2.11.1 Items with numbers

1. a
2. b
3. c

2.11.2 Items with bullet points

- a
- b
- c

2.12 References

We can reference an image by the images label like this (figure 2). The same goes for tables and pages of other chapters like this (see page 3)

¹Text of the footnote, and can include references

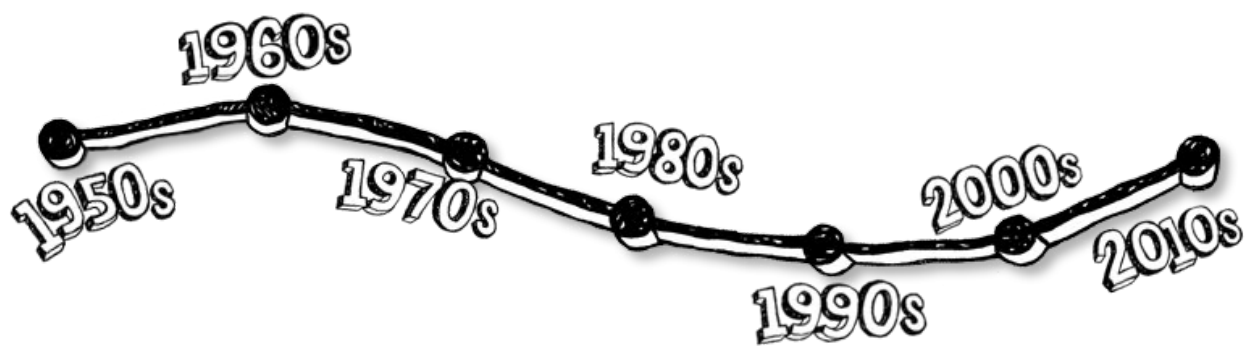


Figure 2: Illustration text and the source of the image

3. TITLE

By <person>

3.1 Abstract

Sed gravida lectus ut purus. Morbi laoreet magna. Pellentesque eu wisi. Proin turpis. Integer sollicitudin augue nec du. Fusce lectus. Vivamus faucibus nulla nec lacus. Integer diam. Pellentesque sodales, enim feugiat cursus volutpat, sem mauris dignissim mauris, quis consequat sem est fermentum ligula. Nullam justo lectus, condimentum sit amet, posuere a, fringilla mollis, felis. Morbi nulla nibh, pellentesque at, nonummy eu, sollicitudin nec, ipsum. Cras neque. Nunc augue. Nullam vitae quam id quam pulvinar blandit. Nunc sit amet orci. Aliquam erat elit, pharetra nec, aliquet a, gravida in, mi. Quisque urna enim, viverra quis, suscipit quis, tincidunt ut, sapien. Cras placerat consequat sem. Curabitur ac diam. Curabitur diam tortor, mollis et, viverra ac, tempus vel, metus.

3.2 Introduction

Sed gravida lectus ut purus. Morbi laoreet magna. Pellentesque eu wisi. Proin turpis. Integer sollicitudin augue nec du. Fusce lectus. Vivamus faucibus nulla nec lacus. Integer diam. Pellentesque sodales, enim feugiat cursus volutpat, sem mauris dignissim mauris, quis consequat sem est fermentum ligula. Nullam justo lectus, condimentum sit amet, posuere a, fringilla mollis, felis. Morbi nulla nibh, pellentesque at, nonummy eu, sollicitudin nec, ipsum. Cras neque. Nunc augue. Nullam vitae quam id quam pulvinar blandit. Nunc sit amet orci. Aliquam erat elit, pharetra nec, aliquet a, gravida in, mi. Quisque urna enim, viverra quis, suscipit quis, tincidunt ut, sapien. Cras placerat consequat sem. Curabitur ac diam. Curabitur diam tortor, mollis et, viverra ac, tempus vel, metus.

3.3 Small image

3.4 Topic1

Sed gravida lectus ut purus. Morbi laoreet magna. Pellentesque eu wisi. Proin turpis. Integer sollicitudin augue nec du. Fusce lectus. Vivamus faucibus nulla nec lacus. Integer diam. Pellentesque sodales, enim feugiat cursus volutpat, sem mauris dignissim mauris, quis consequat sem est fermentum ligula. Nullam justo lectus, condimentum sit amet, posuere a, fringilla mollis, felis. Morbi nulla nibh, pellentesque at, nonummy eu, sollicitudin nec, ipsum. Cras




Figure 3: Illustration text and the source of the image

neque. Nunc augue. Nullam vitae quam id quam pulvinar blandit. Nunc sit amet orci. Aliquam erat elit, pharetra nec, aliquet a, gravida in, mi. Quisque urna enim, viverra quis, suscipit quis, tincidunt ut, sapien. Cras placerat consequat sem. Curabitur ac diam. Curabitur diam tortor, mollis et, viverra ac, tempus vel, metus.

3.5 Escaping

Some characters in latex are special and must be escaped. The characters that must be escaped are `&` `%` `$` `#` `_` `{` `}` and the escape character is `\`. Two more characters can be typed like this: `~` and `^`.

Two back slashes gives a new line

See <http://tex.stackexchange.com/questions/34580/escape-char>

3.6 Quotes

”Exact text from another source must be quoted like this”[4, page X]

3.7 Citation

In text we can also cite others work like this [4]

3.8 Footnote

If you have some information you want to notify about but don’t want to include, use a footnote like this²

3.9 Styling

Text size and font are usually fixed, but you can add **bold** and *italic*. See also http://en.wikibooks.org/wiki/LaTeX/Text_Formatting

3.10 Lists

3.10.1 Items with numbers

1. a
2. b
3. c

3.10.2 Items with bullet points

- a
- b
- c

²Text of the footnote, and can include references

3.11 References

We can reference an image by the images label like this (figure 3). The same goes for tables and pages of other chapters like this (see page 4)

4. TITLE

By *<person>*

4.1 Abstract

Sed gravida lectus ut purus. Morbi laoreet magna. Pellentesque eu wisi. Proin turpis. Integer sollicitudin augue nec du. Fusce lectus. Vivamus faucibus nulla nec lacus. Integer diam. Pellentesque sodales, enim feugiat cursus volutpat, sem mauris dignissim mauris, quis consequat sem est fermentum ligula. Nullam justo lectus, condimentum sit amet, posuere a, fringilla mollis, felis. Morbi nulla nibh, pellentesque at, nonummy eu, sollicitudin nec, ipsum. Cras neque. Nunc augue. Nullam vitae quam id quam pulvinar blandit. Nunc sit amet orci. Aliquam erat elit, pharetra nec, aliquet a, gravida in, mi. Quisque urna enim, viverra quis, suscipit quis, tincidunt ut, sapien. Cras placerat consequat sem. Curabitur ac diam. Curabitur diam tortor, mollis et, viverra ac, tempus vel, metus.

4.2 Introduction

Sed gravida lectus ut purus. Morbi laoreet magna. Pellentesque eu wisi. Proin turpis. Integer sollicitudin augue nec du. Fusce lectus. Vivamus faucibus nulla nec lacus. Integer diam. Pellentesque sodales, enim feugiat cursus volutpat, sem mauris dignissim mauris, quis consequat sem est fermentum ligula. Nullam justo lectus, condimentum sit amet, posuere a, fringilla mollis, felis. Morbi nulla nibh, pellentesque at, nonummy eu, sollicitudin nec, ipsum. Cras neque. Nunc augue. Nullam vitae quam id quam pulvinar blandit. Nunc sit amet orci. Aliquam erat elit, pharetra nec, aliquet a, gravida in, mi. Quisque urna enim, viverra quis, suscipit quis, tincidunt ut, sapien. Cras placerat consequat sem. Curabitur ac diam. Curabitur diam tortor, mollis et, viverra ac, tempus vel, metus.

4.3 Small image

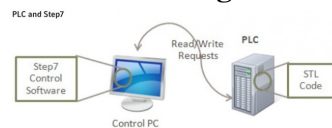


Figure 4: Illustration text and the source of the image

4.4 Topic1

Sed gravida lectus ut purus. Morbi laoreet magna. Pellentesque eu wisi. Proin turpis. Integer sollicitudin augue nec du. Fusce lectus. Vivamus faucibus nulla nec lacus. Integer diam. Pellentesque sodales, enim feugiat cursus volutpat, sem mauris dignissim mauris, quis consequat sem est fermentum ligula. Nullam justo lectus, condimentum sit amet, posuere a, fringilla mollis, felis. Morbi nulla nibh, pellentesque at, nonummy eu, sollicitudin nec, ipsum. Cras neque. Nunc augue. Nullam vitae quam id quam pulvinar blandit. Nunc sit amet orci. Aliquam erat elit, pharetra nec, aliquet a, gravida in, mi. Quisque urna enim, viverra quis, suscipit quis, tincidunt ut, sapien. Cras placerat consequat sem. Curabitur ac diam. Curabitur diam tortor, mollis et, viverra ac, tempus vel, metus.

4.5 Escaping

Some characters in latex are special and must be escaped. The characters that must be escaped are `&` `%` `$` `#` `_` `{` `}` and the escape character is `\`. Two more characters can be typed like this: `~` and `^`.

Two back slashes gives a new line

See <http://tex.stackexchange.com/questions/34580/escape-char>

4.6 Quotes

"Exact text from another source must be quoted like this"[3, page X]

4.7 Citation

In text we can also cite others work like this [3]

4.8 Footnote

If you have some information you want to notify about but don't want to include, use a footnote like this³

4.9 Styling

Text size and font are usually fixed, but you can add **bold** and *italic*. See also http://en.wikibooks.org/wiki/LaTeX/Text_Formatting

4.10 Lists

4.10.1 Items with numbers

1. a
2. b
3. c

4.10.2 Items with bullet points

- a
- b
- c

4.11 References

We can reference an image by the images label like this (figure 4). The same goes for tables and pages of other chapters like this (see page 5)

³Text of the footnote, and can include references

5. TITLE

By <person>

5.1 Abstract

Sed gravida lectus ut purus. Morbi laoreet magna. Pellentesque eu wisi. Proin turpis. Integer sollicitudin augue nec dui. Fusce lectus. Vivamus faucibus nulla nec lacus. Integer diam. Pellentesque sodales, enim feugiat cursus volutpat, sem mauris dignissim mauris, quis consequat sem est fermentum ligula. Nullam justo lectus, condimentum sit amet, posuere a, fringilla mollis, felis. Morbi nulla nibh, pellentesque at, nonummy eu, sollicitudin nec, ipsum. Cras neque. Nunc augue. Nullam vitae quam id quam pulvinar blandit. Nunc sit amet orci. Aliquam erat elit, pharetra nec, aliquet a, gravida in, mi. Quisque urna enim, viverra quis, suscipit quis, tincidunt ut, sapien. Cras placerat consequat sem. Curabitur ac diam. Curabitur diam tortor, mollis et, viverra ac, tempus vel, metus.

5.2 Introduction

Sed gravida lectus ut purus. Morbi laoreet magna. Pellentesque eu wisi. Proin turpis. Integer sollicitudin augue nec dui. Fusce lectus. Vivamus faucibus nulla nec lacus. Integer diam. Pellentesque sodales, enim feugiat cursus volutpat, sem mauris dignissim mauris, quis consequat sem est fermentum ligula. Nullam justo lectus, condimentum sit amet, posuere a, fringilla mollis, felis. Morbi nulla nibh, pellentesque at, nonummy eu, sollicitudin nec, ipsum. Cras neque. Nunc augue. Nullam vitae quam id quam pulvinar blandit. Nunc sit amet orci. Aliquam erat elit, pharetra nec, aliquet a, gravida in, mi. Quisque urna enim, viverra quis, suscipit quis, tincidunt ut, sapien. Cras placerat consequat sem. Curabitur ac diam. Curabitur diam tortor, mollis et, viverra ac, tempus vel, metus.

5.3 Small image

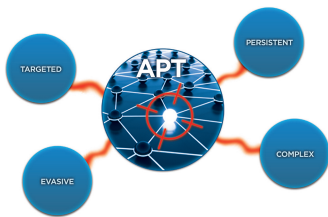


Figure 5: Illustration text and the source of the image

5.4 Topic1

Sed gravida lectus ut purus. Morbi laoreet magna. Pellentesque eu wisi. Proin turpis. Integer sollicitudin augue nec dui. Fusce lectus. Vivamus faucibus nulla nec lacus. Integer diam. Pellentesque sodales, enim feugiat cursus volutpat, sem mauris dignissim mauris, quis consequat sem est fermentum ligula. Nullam justo lectus, condimentum sit amet, posuere a, fringilla mollis, felis. Morbi nulla nibh, pellentesque at, nonummy eu, sollicitudin nec, ipsum. Cras neque. Nunc augue. Nullam vitae quam id quam pulvinar blandit. Nunc sit amet orci. Aliquam erat elit, pharetra nec, aliquet a, gravida in, mi. Quisque urna enim, viverra quis, suscipit quis, tincidunt ut, sapien. Cras placerat consequat

sem. Curabitur ac diam. Curabitur diam tortor, mollis et, viverra ac, tempus vel, metus.

5.5 Escaping

Some characters in latex are special and must be escaped. The characters that must be escaped are & % \$ # _ { } and the escape character is \. Two more characters can be typed like this: ~ and ^.

Two back slashes gives a new line

See <http://tex.stackexchange.com/questions/34580/escape-char>

5.6 Quotes

"Exact text from another source must be quoted like this"[2, page X]

5.7 Citation

In text we can also cite others work like this [2]

5.8 Footnote

If you have some information you want to notify about but don't want to include, use a footnote like this⁴

5.9 Styling

Text size and font are usually fixed, but you can add **bold** and *italic*. See also http://en.wikibooks.org/wiki/LaTeX/Text_Formatting

5.10 Lists

5.10.1 Items with numbers

1. a
2. b
3. c

5.10.2 Items with bullet points

- a
- b
- c

5.11 References

We can reference an image by the images label like this (figure 5). The same goes for tables and pages of other chapters like this (see page 2)

⁴Text of the footnote, and can include references

6. CONCLUSIONS

By <person> (Group Coordinator)

Quisque facilisis auctor sapien. Pellentesque gravida hendrerit lectus. Mauris rutrum sodales sapien. Fusce hendrerit sem vel lorem. Integer pellentesque massa vel augue. Integer elit tortor, feugiat quis, sagittis et, ornare non, lacus. Vestibulum posuere pellentesque eros. Quisque venenatis ipsum dictum nulla. Aliquam quis quam non metus eleifend interdum. Nam eget sapien ac mauris malesuada adipiscing. Etiam eleifend neque sed quam. Nulla facilisi. Proin a ligula. Sed id dui eu nibh egestas tincidunt. Suspendisse arcu.

7. REFERENCES

- [1] J. S. Alexander, T. Dean, and S. Knight. Spy vs. spy: counter-intelligence methods for backtracking malicious intrusions. In *Proceedings of the 2011 Conference of the Center for Advanced Studies on Collaborative Research, CASCON '11*, pages 1–14, Riverton, NJ, USA, 2011. IBM Corp.
- [2] E. Baize. Developing secure products in the age of advanced persistent threats. *Security Privacy, IEEE*, 10(3):88–92, 2012.
- [3] M. Brain. What's a uranium centrifuge? <http://www.howstuffworks.com/uranium-centrifuge.htm>. Visited 22. April 2013.
- [4] Y.-H. Kim and W. Park. A study on cyber threat prediction based on intrusion detection event for apt attack detection. *Multimedia Tools and Applications*, pages 1–14, 2012.